

THE INTERVAL TRUTH MODEL: A CULTURAL CONSENSUS MODEL FOR CONTINUOUS BOUNDED INTERVAL RESPONSES

Matthias Kloft, Björn Siepe, & Daniel Heck

Workshop of the IBS-DR working groups
Non-clinical statistics and Bayes Methods,
Göttingen, December 5-6, 2024

MOTIVATING EXAMPLE: PRIOR ELICITATION

- Multiple experts
- Multiple drugs
- Expert ratings of 95% CIs for the response rate of the drugs
- Aggregation into one 95% CI per drug
 - Consensus

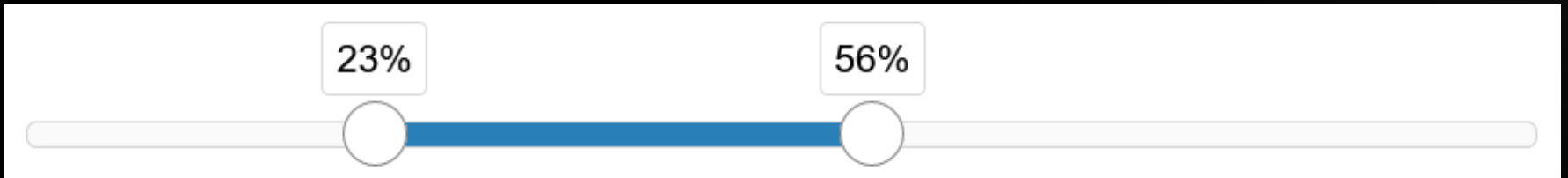
INTERVAL RESPONSES

Dual-range slider (**DRS**)



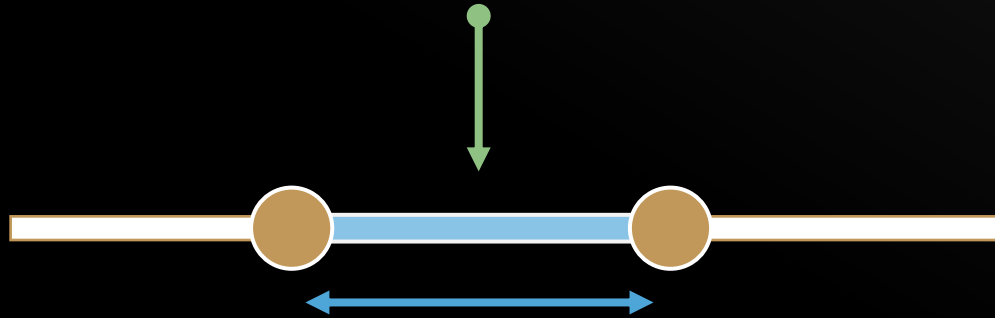
INTERVAL RESPONSES

Dual-range slider (**DRS**)



INTERVAL RESPONSES

DRS Location: $\frac{y^{(L)} + y^{(U)}}{2}$



DRS Width: $y^{(U)} - y^{(L)}$

INTERVAL RESPONSES: APPLICATIONS

Variability of personality:

- “I am a well organized person.”

Uncertainty in forecasting:

- “What will be the response rate for drug X?”

Ambiguity of verbal quantifiers:

- “What is the probability for an event that is described with the verbal quantifier *seldom*?”

TOPICS OF THE TALK

What is an appropriate link function for interval responses?

- Smithson & Broomell (2024)

Application: consensus model

- Kloft et al. (2024, in preparation)

A LINK FUNCTION FOR INTERVAL RESPONSES

Smithson & Broomell (2024)

WHY DO WE NEED A LINK FUNCTION?

Bounded Data

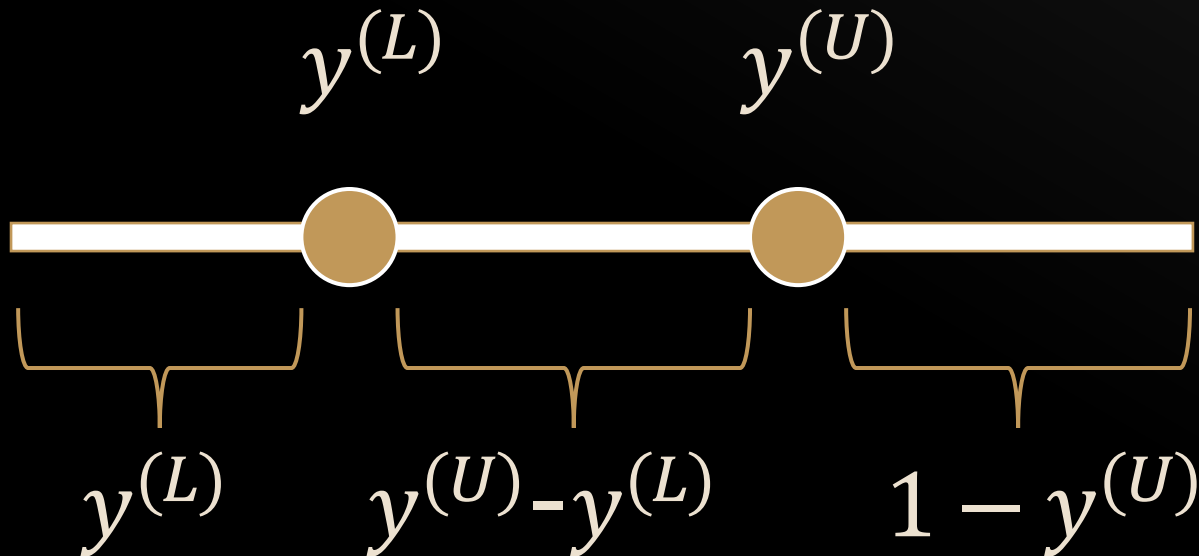
- Skew
- Dependencies between Location and Width

Aim

- Bivariate normal space for modeling
- Interpretable dimensions:
 - Location
 - Width

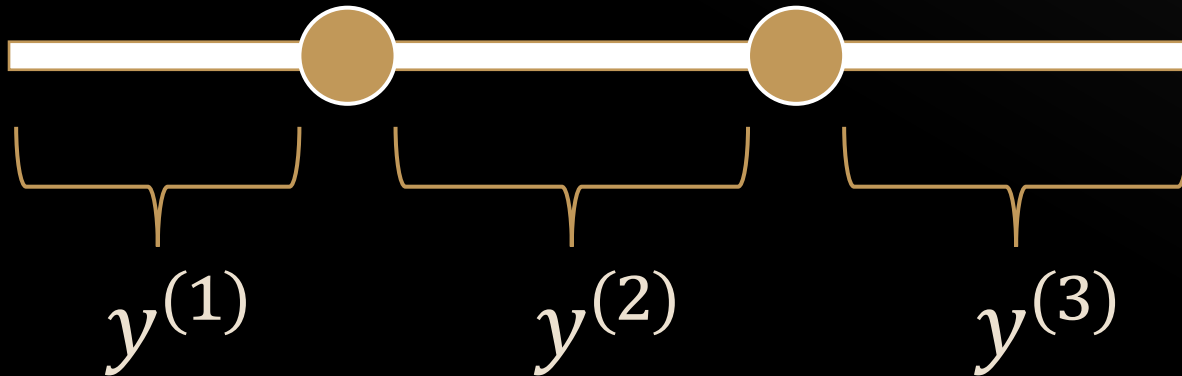
COMPOSITIONAL DATA

- Components must sum to one: simplex



COMPOSITIONAL DATA

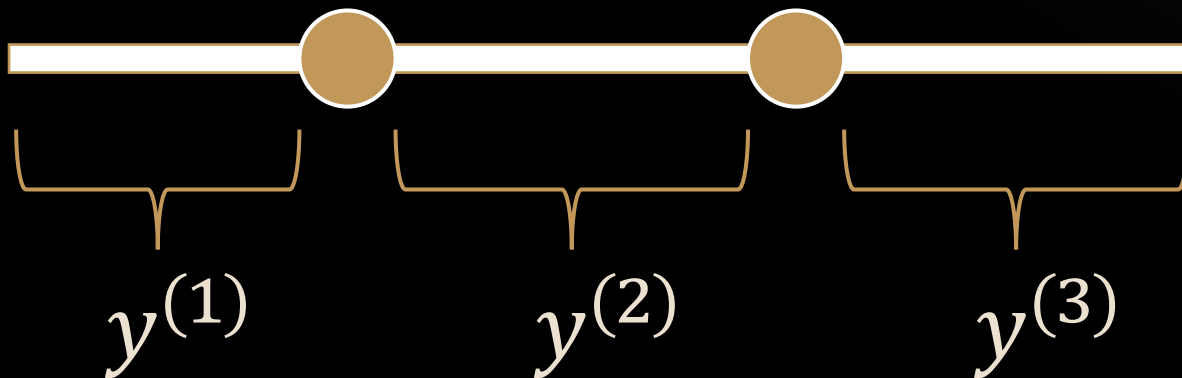
- Components must sum to one: simplex



LOG-RATIOS

Unbounded **Location**: $\log\left(\frac{y^{(1)}}{y^{(3)}}\right)$

- Compares outer components

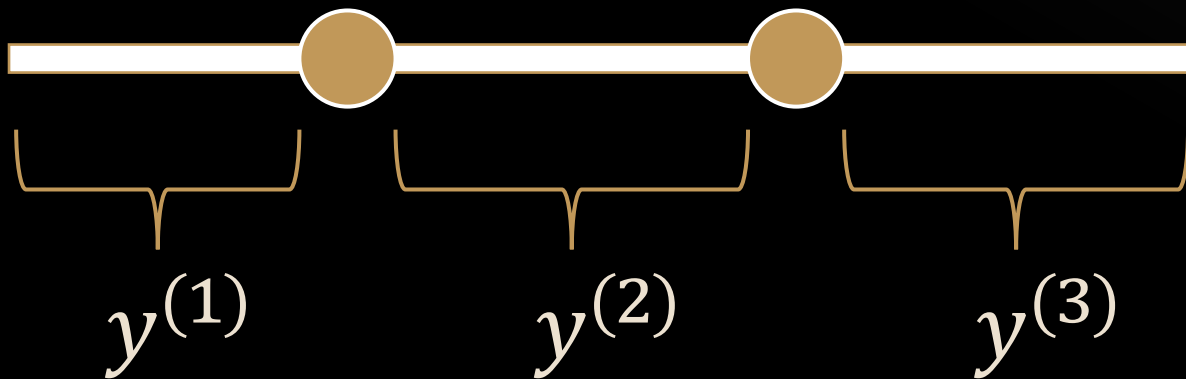


LOG-RATIOS

Unbounded **Location**: $\log\left(\frac{y^{(1)}}{y^{(3)}}\right)$

➤ $y = [.33, .33, .33]$

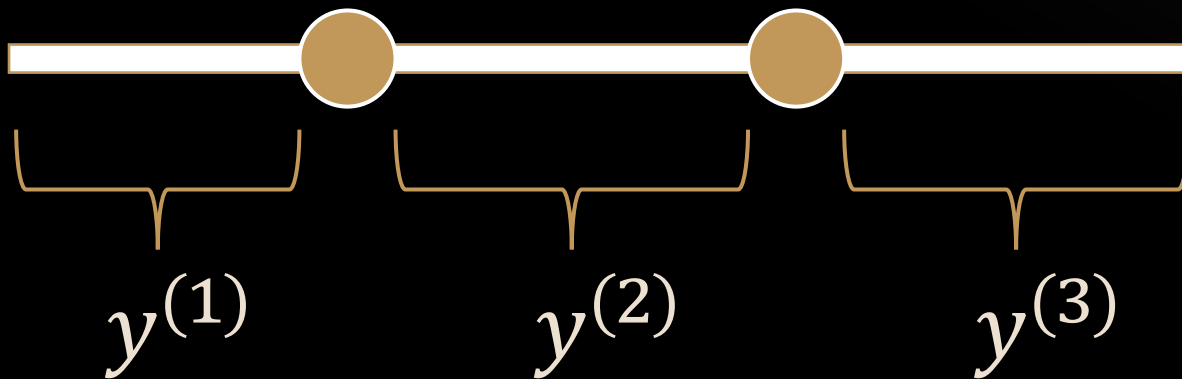
➤ $\log\left(\frac{.33}{.33}\right) = \log(1) = 0$



LOG-RATIOS

Unbounded **Width**: $\log \left(\frac{y^{(2)}}{\sqrt{y^{(1)} \times y^{(3)}}} \right)$

- Compares interval width to geometric mean of outer components

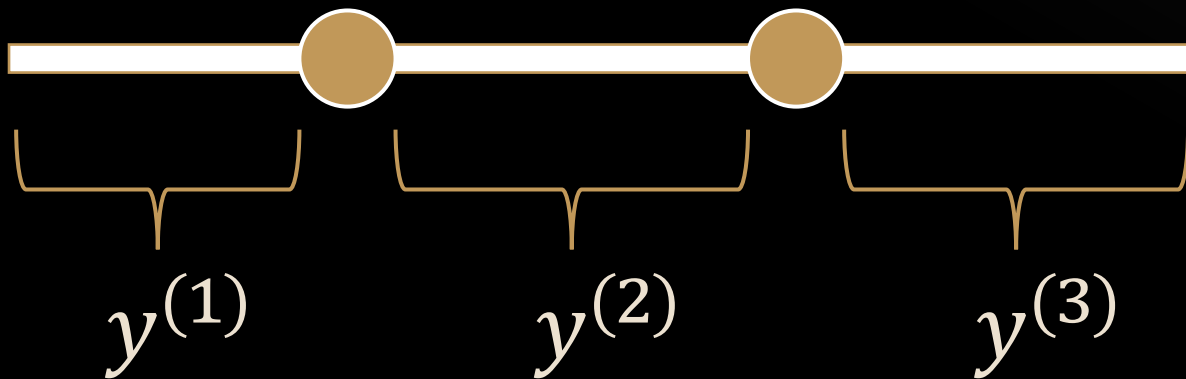


LOG-RATIOS

Unbounded **Width**: $\log \left(\frac{y^{(2)}}{\sqrt{y^{(1)} \times y^{(3)}}} \right)$

➤ $y = [.33, .33, .33]$

➤ $\log \left(\frac{.33}{\sqrt{.33 \times .33}} \right) = \log(1) = 0$

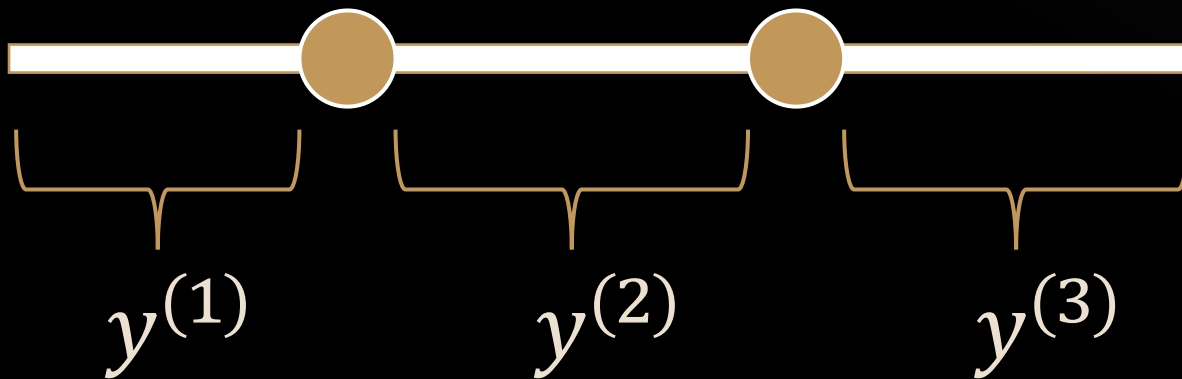


LOG-RATIOS

Unbounded **Width**: $\log \left(\frac{y^{(2)}}{\sqrt{y^{(1)} \times y^{(3)}}} \right)$

➤ $\mathbf{y} = [.33, .33, .33]$

➤ relates to the origin of the unbounded space



ISOMETRIC LOG-RATIO TRANSFORMATION

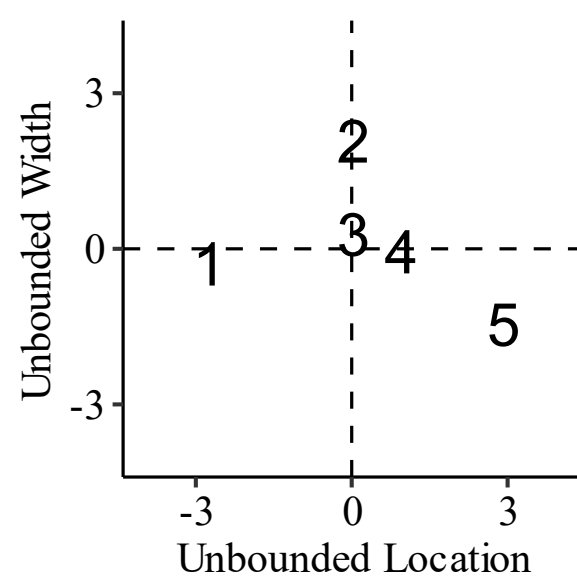
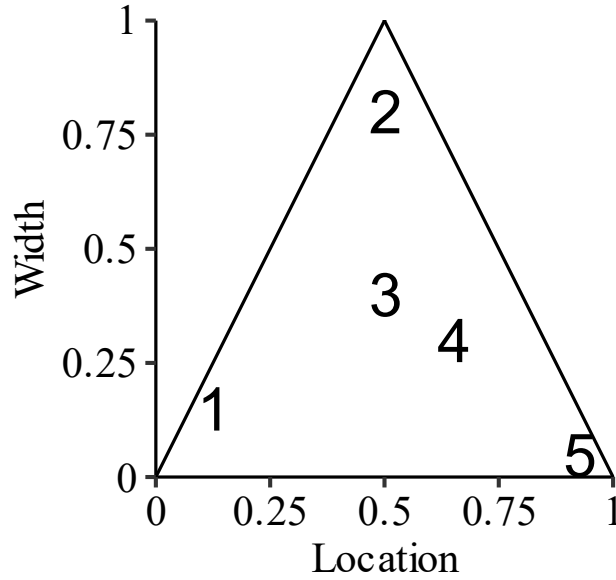
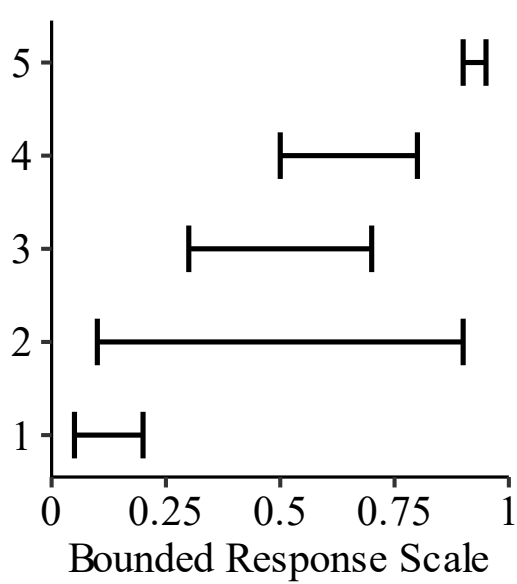
- Smithson & Broomel (2024)

$$\mathbf{z} = \begin{pmatrix} z^{loc} \\ z^{wid} \end{pmatrix} = \begin{pmatrix} \sqrt{\frac{1}{2}} \log \left(\frac{y^{(1)}}{y^{(3)}} \right) \\ \sqrt{\frac{2}{3}} \log \left(\frac{y^{(2)}}{\sqrt{y^{(1)} \times y^{(3)}}} \right) \end{pmatrix}$$

DATA EXAMPLE

Ternary

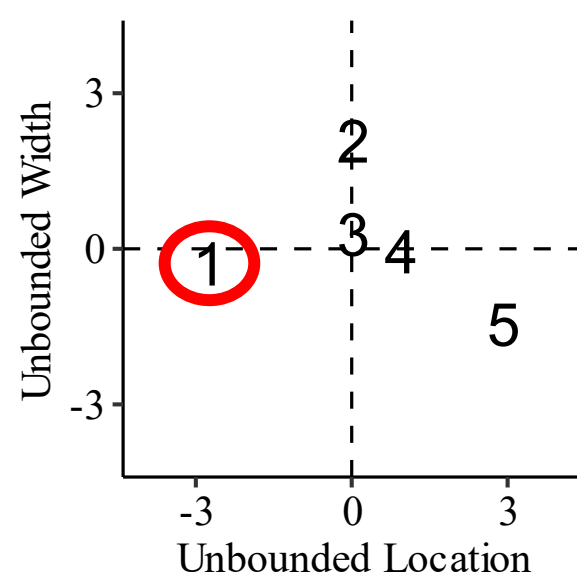
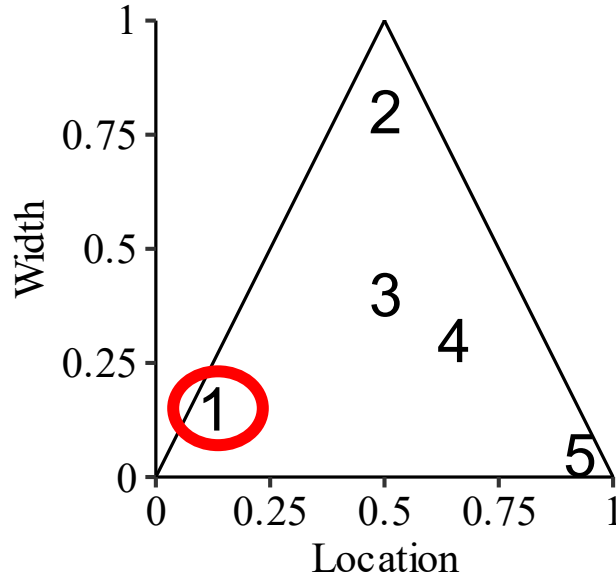
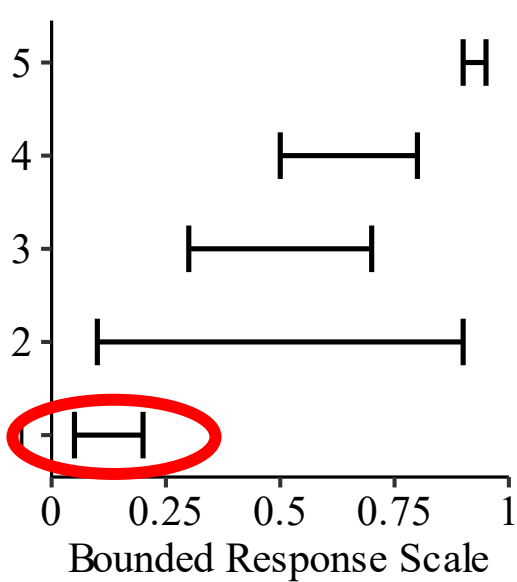
Bivariate Normal



DATA EXAMPLE

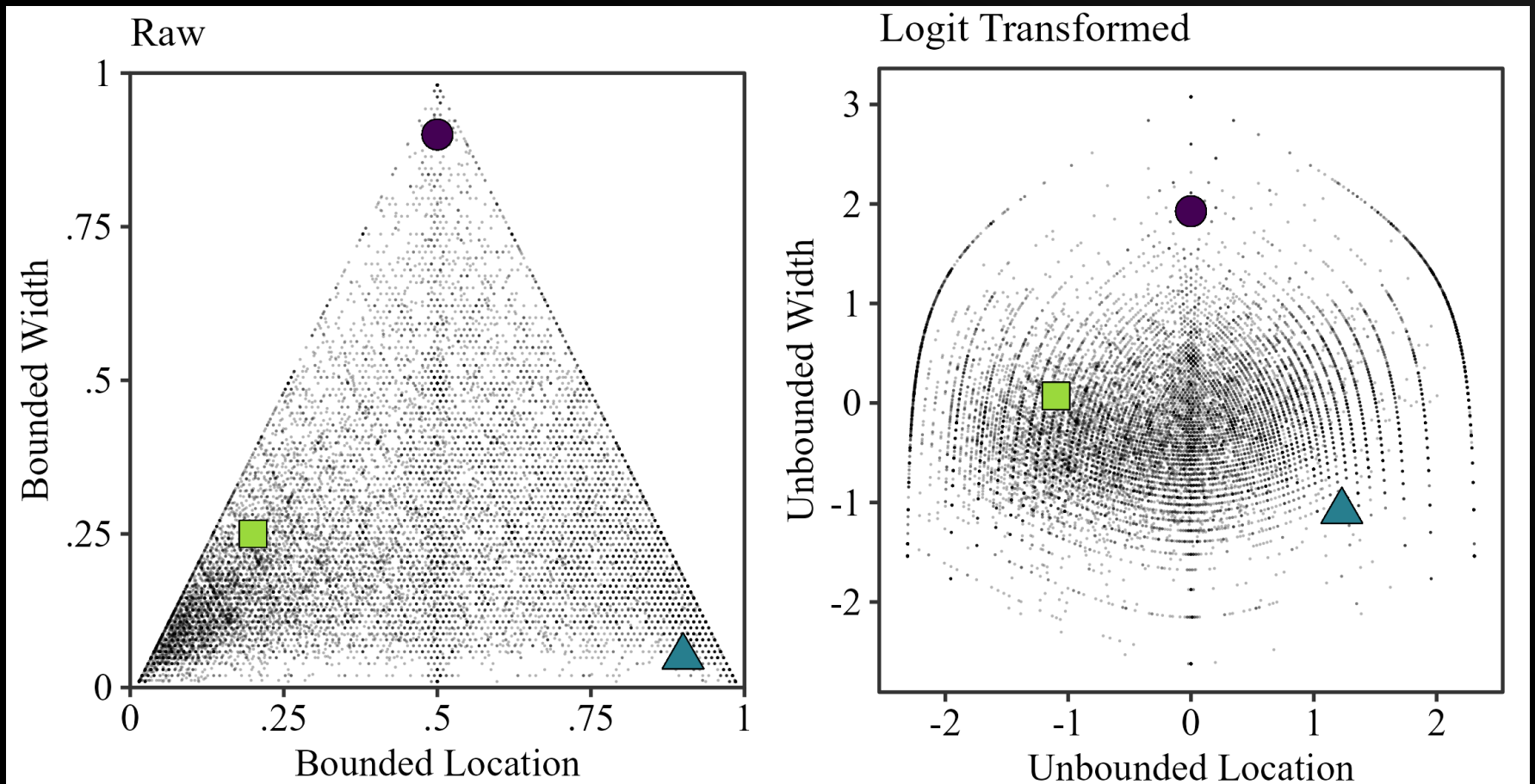
Ternary

Bivariate Normal



DATA EXAMPLE

- More suitable for models using a normal distribution



APPLICATION: CONSENSUS MODEL

Kloft et al. (2024, in preparation)

CONSENSUS MODELS

Setup:

- Multiple items,
 - e.g., different drugs for which we need ratings of 95% prior CIs
- Multiple experts / raters

Aim:

- Estimate averaged intervals
- A rater's influence is weighted by their expertise, i.e., consistency

INTERVAL TRUTH MODEL: OVERVIEW

- Extension of a univariate logit-normal model (Anders et al., 2014)

- Bivariate logit-normal model

- Link function: isometric log-ratio (ILR)

$$\text{ILR}(\mathbf{z}_{ij}) \sim \text{BVN}(\boldsymbol{\mu}_{ij}, \boldsymbol{\Sigma}_{ij})$$

- Implementation in Stan

ASSUMPTIONS & PREREQUISITES

- **Multiple raters**
- **Multiple interval ratings** per rater
- **True latent consensus interval** per item for the group of raters
- Raters make a **latent appraisal** of the **true consensus**

ASSUMPTIONS & PREREQUISITES

- **Variance** in the level of **expertise** of raters
- Expertise can be estimated based on **consistency** of ratings in relation to the latent consensus intervals
- **Expertise** can be used to **weight** ratings in the aggregation of responses
 - Joint estimation of expertise and latent consensus

ASSUMPTIONS & PREREQUISITES

- **Rater Biases** further distort the latent appraisal before we arrive at the observed ratings

MODEL MECHANICS: LATENT APPRAISAL

- **Latent appraisal**: latent consensus plus some error
- Error / Precision based on:
 - **Proficiency** of the rater
 - **Discernibility** of the item
- Bivariate normal distribution for appraisals
 - 2D: location and width
 - Expected value: latent consensus

LATENT APPRAISAL

Rater i on item j

$$\begin{pmatrix} A_{ij}^{loc} \\ A_{ij}^{wid} \end{pmatrix} = \begin{pmatrix} T_j^{loc} \\ T_j^{wid} \end{pmatrix} + \begin{pmatrix} \epsilon_{ij}^{loc} \\ \epsilon_{ij}^{wid} \end{pmatrix}$$

$$\begin{pmatrix} \epsilon_{ij}^{loc} \\ \epsilon_{ij}^{wid} \end{pmatrix} \sim BVN \left(\begin{pmatrix} 0 \\ 0 \end{pmatrix}, \Sigma_{ij} \right)$$

LATENT APPRAISAL

Latent Appraisal

$$\begin{pmatrix} A_{ij}^{loc} \\ A_{ij}^{wid} \end{pmatrix} = \begin{pmatrix} T_j^{loc} \\ T_j^{wid} \end{pmatrix} + \begin{pmatrix} \epsilon_{ij}^{loc} \\ \epsilon_{ij}^{wid} \end{pmatrix}$$

$$\begin{pmatrix} \epsilon_{ij}^{loc} \\ \epsilon_{ij}^{wid} \end{pmatrix} \sim BVN \left(\begin{pmatrix} 0 \\ 0 \end{pmatrix}, \Sigma_{ij} \right)$$

LATENT APPRAISAL

Latent True Consensus

$$\begin{pmatrix} A_{ij}^{loc} \\ A_{ij}^{wid} \end{pmatrix} = \begin{pmatrix} T_j^{loc} \\ T_j^{wid} \end{pmatrix} + \begin{pmatrix} \epsilon_{ij}^{loc} \\ \epsilon_{ij}^{wid} \end{pmatrix}$$

$$\begin{pmatrix} \epsilon_{ij}^{loc} \\ \epsilon_{ij}^{wid} \end{pmatrix} \sim BVN \left(\begin{pmatrix} 0 \\ 0 \end{pmatrix}, \Sigma_{ij} \right)$$

LATENT APPRAISAL

Error / Precision of appraisal

$$\begin{pmatrix} A_{ij}^{loc} \\ A_{ij}^{wid} \end{pmatrix} = \begin{pmatrix} T_j^{loc} \\ T_j^{wid} \end{pmatrix} + \begin{pmatrix} \epsilon_{ij}^{loc} \\ \epsilon_{ij}^{wid} \end{pmatrix}$$

$$\begin{pmatrix} \epsilon_{ij}^{loc} \\ \epsilon_{ij}^{wid} \end{pmatrix} \sim BVN \left(\begin{pmatrix} 0 \\ 0 \end{pmatrix}, \Sigma_{ij} \right)$$

LATENT APPRAISAL

Error / Precision of appraisal

$$\Sigma_{ij} = \begin{pmatrix} \left(\frac{1}{E_i^{loc}} \frac{1}{\lambda_j^{loc}} \right)^2 & \rho_{ij} \\ \rho_{ij} & \left(\frac{1}{E_i^{wid}} \frac{1}{\lambda_j^{wid}} \right)^2 \end{pmatrix}$$

$$\rho_{ij} = \sqrt{\omega_j \left(\frac{1}{E_i^{loc}} \frac{1}{\lambda_j^{loc}} \right)^2 \left(\frac{1}{E_i^{wid}} \frac{1}{\lambda_j^{wid}} \right)^2}$$

LATENT APPRAISAL

Rater proficiency to detect consensus

$$\Sigma_{ij} = \begin{pmatrix} \left(\frac{1}{E_i^{loc}} \frac{1}{\lambda_j^{loc}} \right)^2 & \rho_{ij} \\ \rho_{ij} & \left(\frac{1}{E_i^{wid}} \frac{1}{\lambda_j^{wid}} \right)^2 \end{pmatrix}$$

$$\rho_{ij} = \sqrt{\omega_j \left(\frac{1}{E_i^{loc}} \frac{1}{\lambda_j^{loc}} \right)^2 \left(\frac{1}{E_i^{wid}} \frac{1}{\lambda_j^{wid}} \right)^2}$$

LATENT APPRAISAL

Item discernibility / difficulty

$$\Sigma_{ij} = \begin{pmatrix} \left(\frac{1}{E_i^{loc}} \frac{1}{\lambda_j^{loc}} \right)^2 & \rho_{ij} \\ \rho_{ij} & \left(\frac{1}{E_i^{wid}} \frac{1}{\lambda_j^{wid}} \right)^2 \end{pmatrix}$$

$$\rho_{ij} = \sqrt{\omega_j \left(\frac{1}{E_i^{loc}} \frac{1}{\lambda_j^{loc}} \right)^2 \left(\frac{1}{E_i^{wid}} \frac{1}{\lambda_j^{wid}} \right)^2}$$

LATENT APPRAISAL

Residual covariance between location and width

$$\Sigma_{ij} = \begin{pmatrix} \left(\frac{1}{E_i^{loc}} \frac{1}{\lambda_j^{loc}} \right)^2 & \rho_{ij} \\ \rho_{ij} & \left(\frac{1}{E_i^{wid}} \frac{1}{\lambda_j^{wid}} \right)^2 \end{pmatrix}$$

$$\rho_{ij} = \sqrt{\omega_j \left(\frac{1}{E_i^{loc}} \frac{1}{\lambda_j^{loc}} \right)^2 \left(\frac{1}{E_i^{wid}} \frac{1}{\lambda_j^{wid}} \right)^2}$$

LATENT APPRAISAL

Residual correlation between location and width

$$\Sigma_{ij} = \begin{pmatrix} \left(\frac{1}{E_i^{loc}} \frac{1}{\lambda_j^{loc}} \right)^2 & \rho_{ij} \\ \rho_{ij} & \left(\frac{1}{E_i^{wid}} \frac{1}{\lambda_j^{wid}} \right)^2 \end{pmatrix}$$

$$\rho_{ij} = \sqrt{\omega_j \left(\frac{1}{E_i^{loc}} \frac{1}{\lambda_j^{loc}} \right)^2 \left(\frac{1}{E_i^{wid}} \frac{1}{\lambda_j^{wid}} \right)^2}$$

MODEL MECHANICS: BIASES

- Latent appraisal is scaled and shifted by the rater's biases
 - These affect all responses of a particular rater
- Shifting Biases
 - Interval **locations** shift to the **left** / **right** on the response scale
 - Interval **widths** get **wider** / **narrower**
- Scaling Bias (extremity bias):
 - Pushes / pulls the **location outwards** / **inwards** with respect to the response scale's center

BIASES

A rater's biases shift and scale the latent appraisal

$$\text{ILR}(\mathbf{y}_{ij}) = \left(A_{ij}^{\text{loc}} a_i^{\text{loc}} + b_i^{\text{loc}}, A_{ij}^{\text{wid}} + b_i^{\text{wid}} \right)^{\top}$$

BIASES

Shifting biases (like a random intercept)

$$\text{ILR}(\mathbf{y}_{ij}) = \left(A_{ij}^{\text{loc}} a_i^{\text{loc}} + b_i^{\text{loc}}, A_{ij}^{\text{wid}} + b_i^{\text{wid}} \right)^{\top}$$

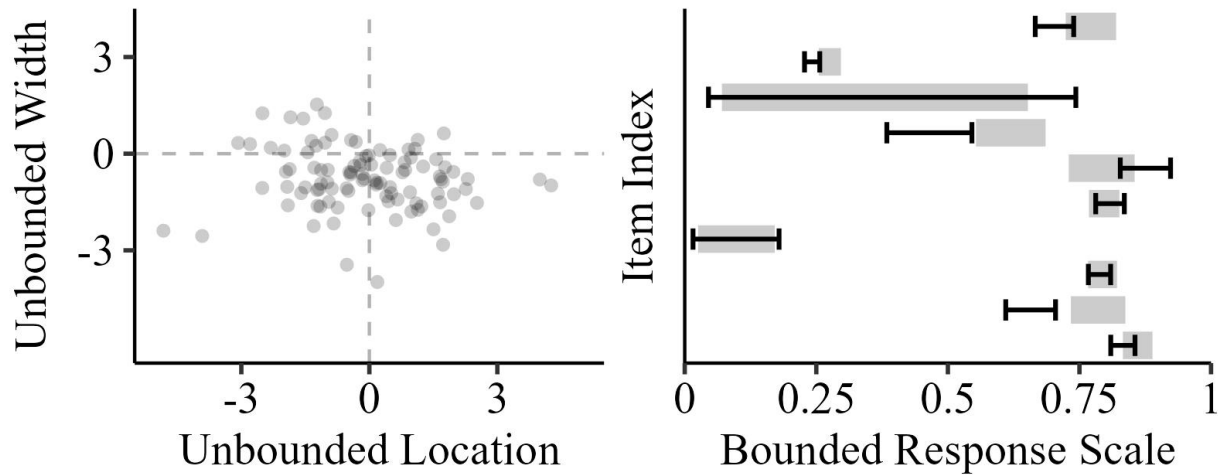
BIASES

Scaling bias (extremety bias)

$$\text{ILR}(\mathbf{y}_{ij}) = \left(A_{ij}^{\text{loc}} a_i^{\text{loc}} + b_i^{\text{loc}}, A_{ij}^{\text{wid}} + b_i^{\text{wid}} \right)^{\top}$$

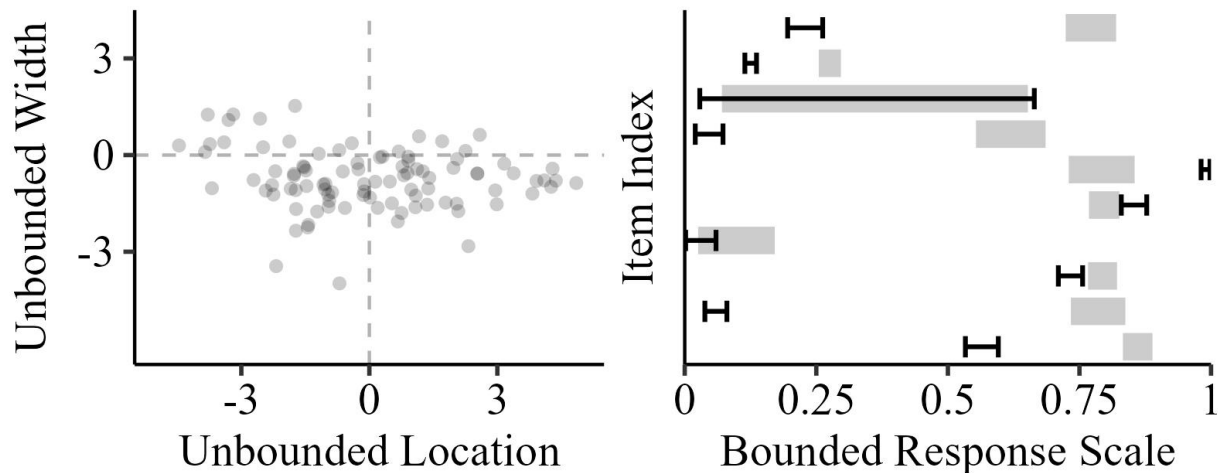
LATENT APPRAISAL (NO BIASES)

A) Reference Respondent



High
proficiency,
location

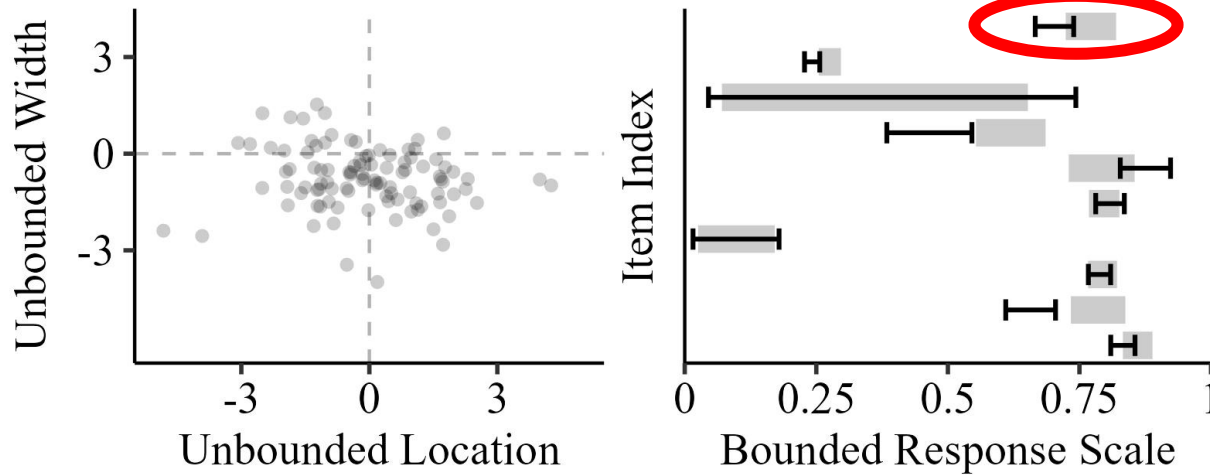
C) Low Proficiency Location



Low
proficiency,
location

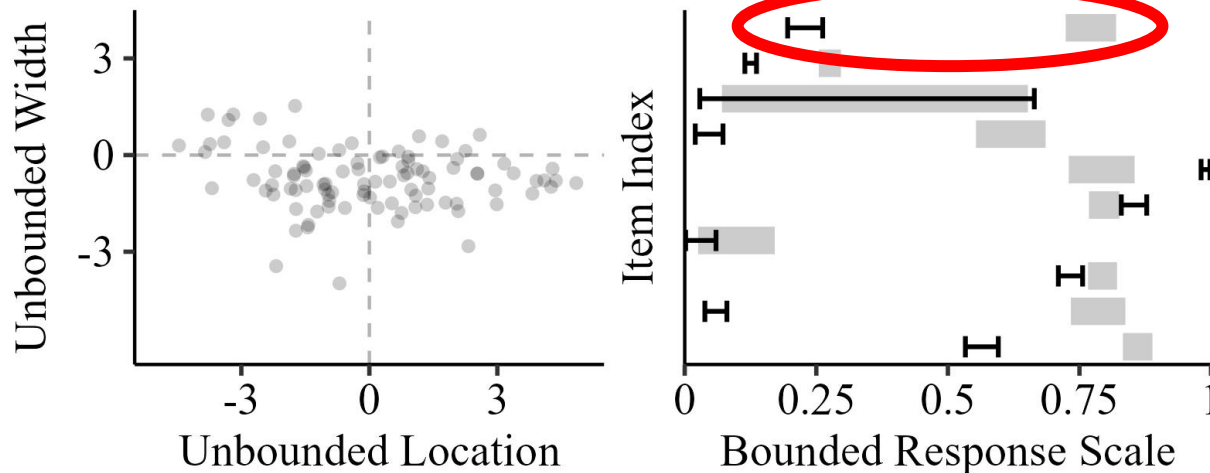
LATENT APPRAISAL (NO BIASES)

A) Reference Respondent



High
proficiency,
location

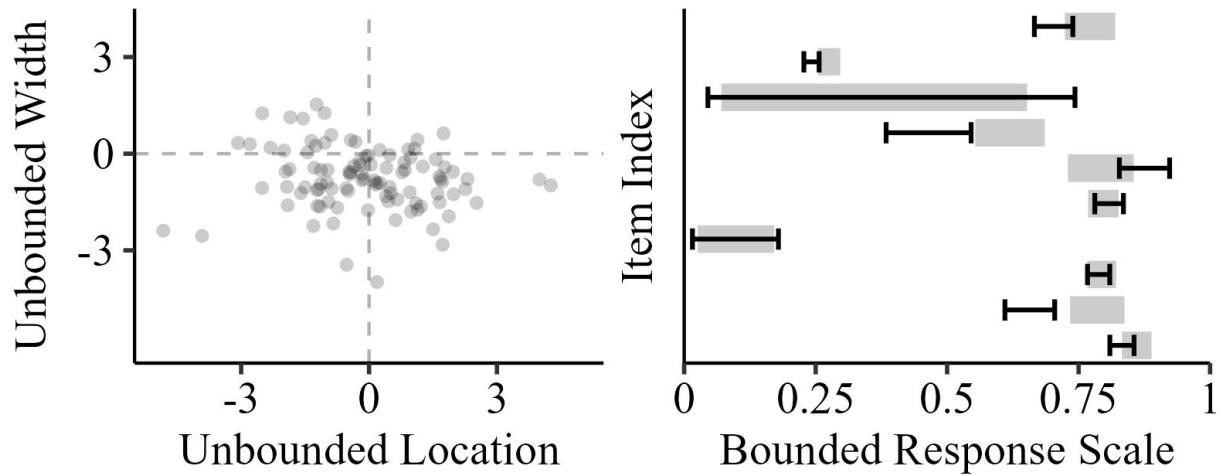
C) Low Proficiency Location



Low
proficiency,
location

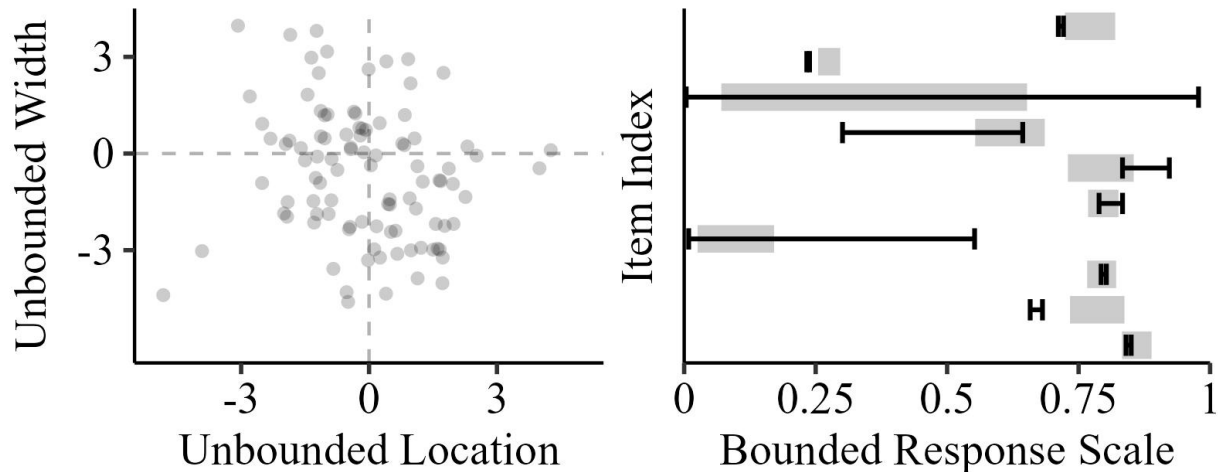
LATENT APPRAISAL (NO BIASES)

A) Reference Respondent



High
proficiency,
width

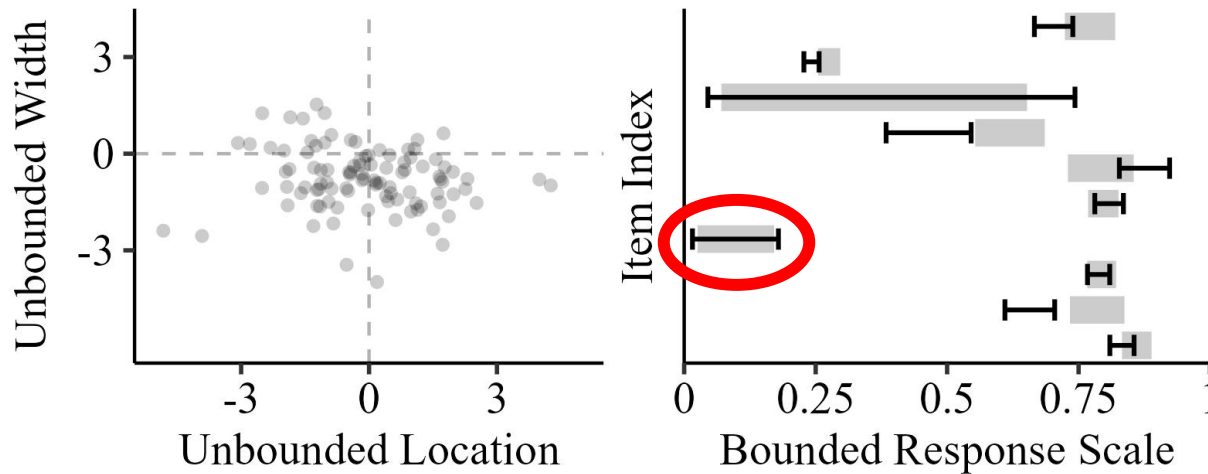
E) Low Proficiency Width



Low
proficiency,
width

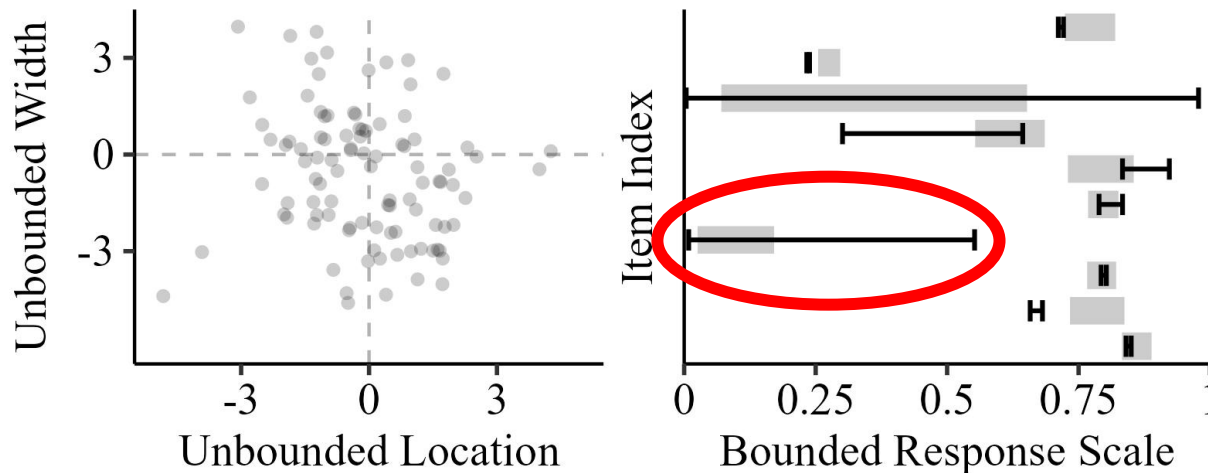
LATENT APPRAISAL (NO BIASES)

A) Reference Respondent



High
proficiency,
width

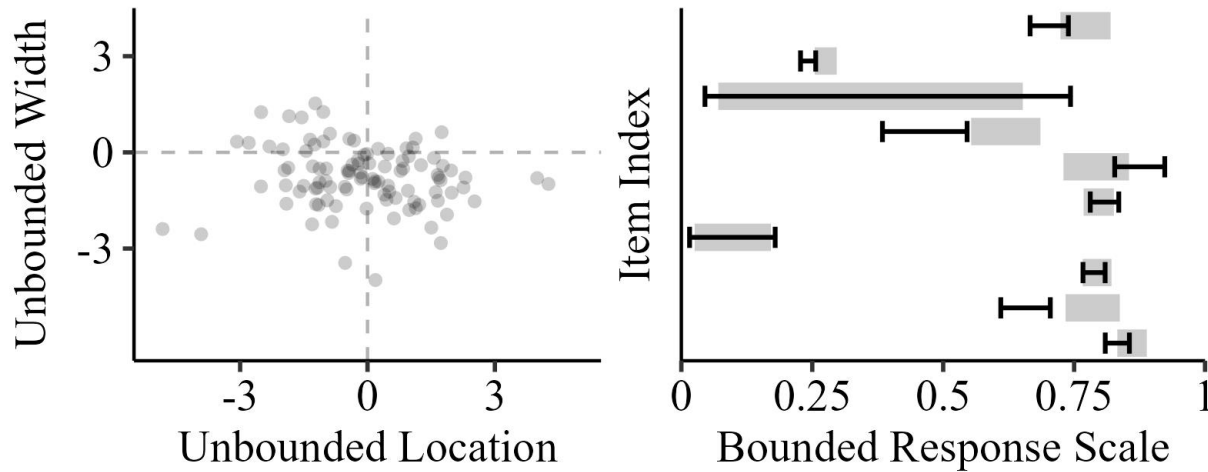
E) Low Proficiency Width



Low
proficiency,
width

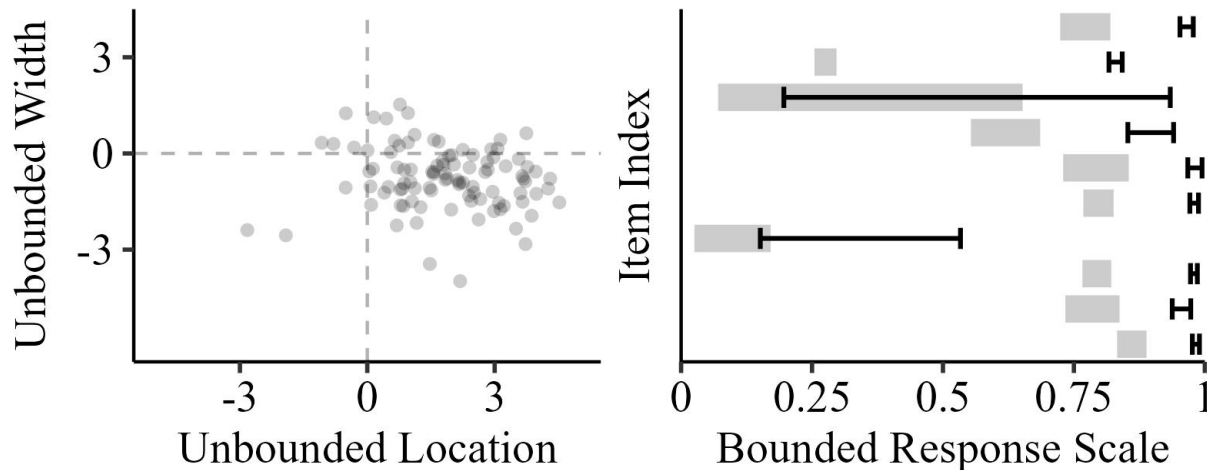
BIASES

A) Reference Respondent



No biases,
High
proficiencies

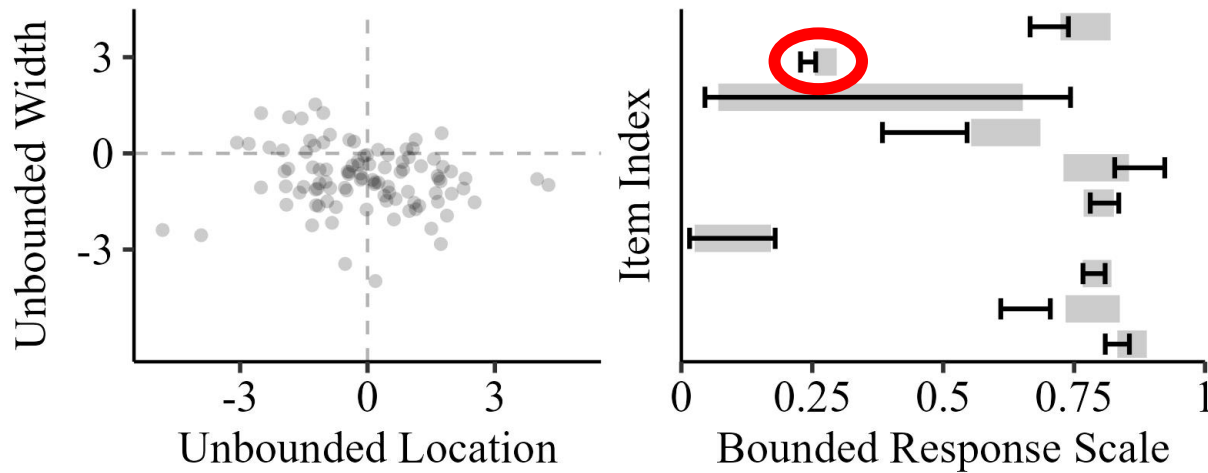
B) Positive Shifting Bias Location



Positive
location
shifting
bias

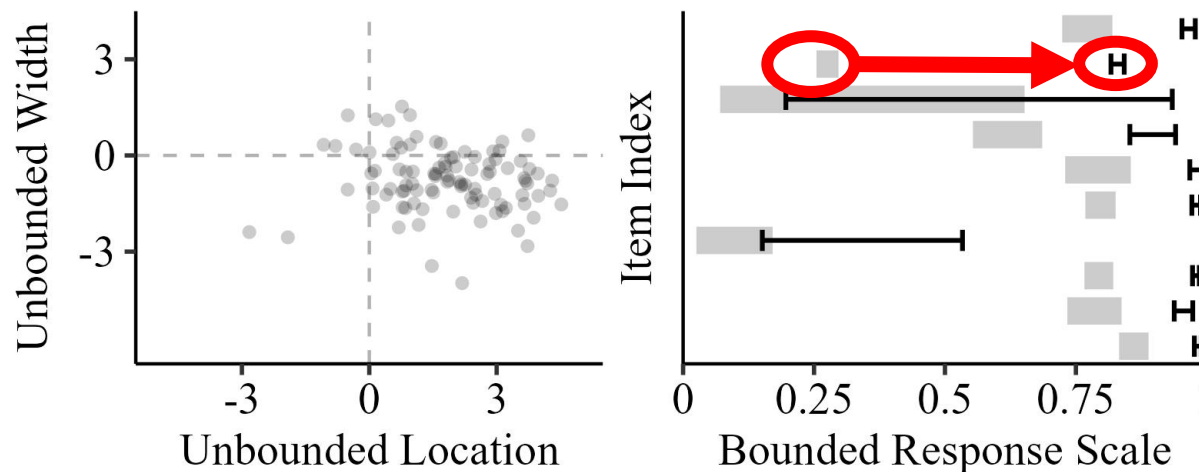
BIASES

A) Reference Respondent



No biases,
High
proficiencies

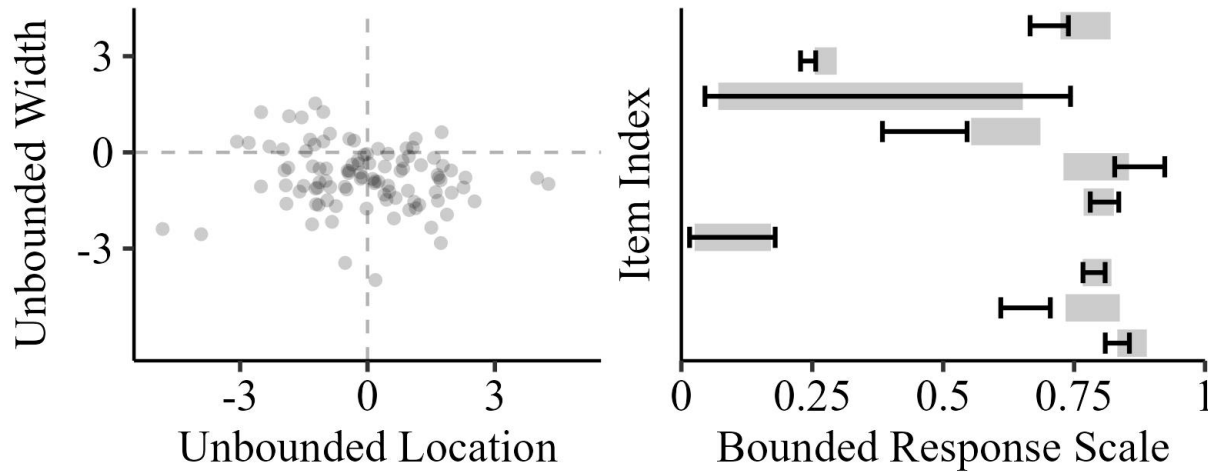
B) Positive Shifting Bias Location



Positive
location
shifting
bias

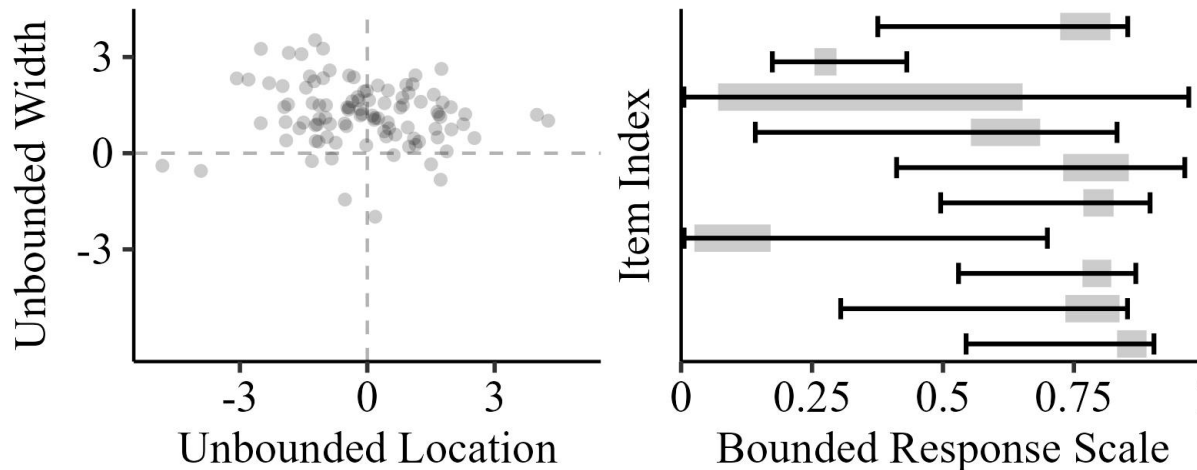
MODEL MECHANICS: BIASES

A) Reference Respondent



No biases,
High
proficiencies

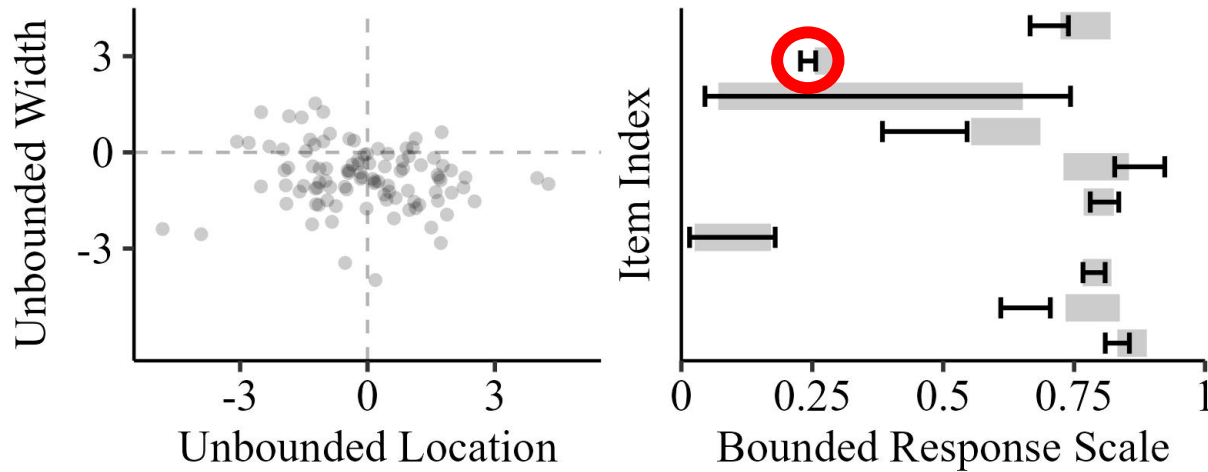
F) Positive Shifting Bias Width



Positive
width
shifting
bias

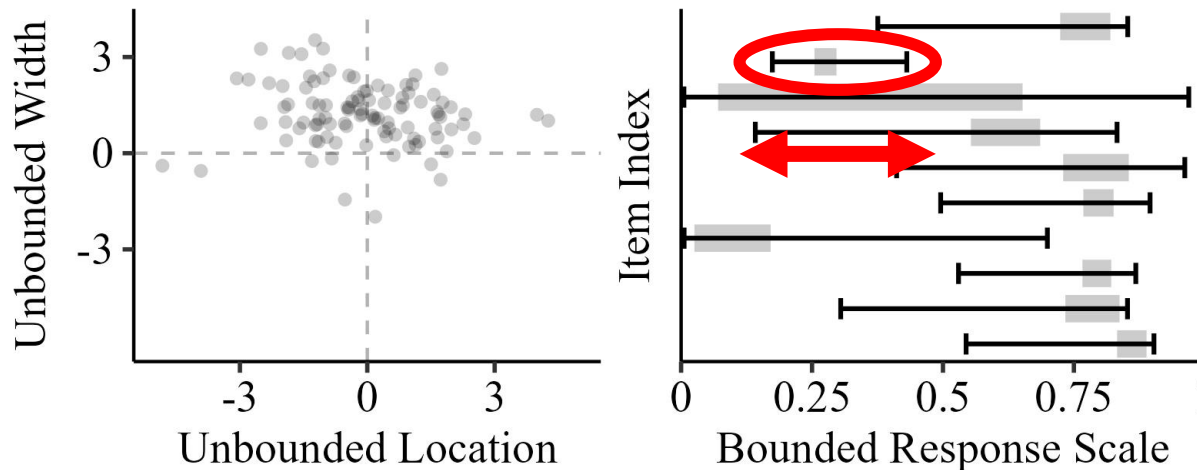
BIASES

A) Reference Respondent



No biases,
High
proficiencies

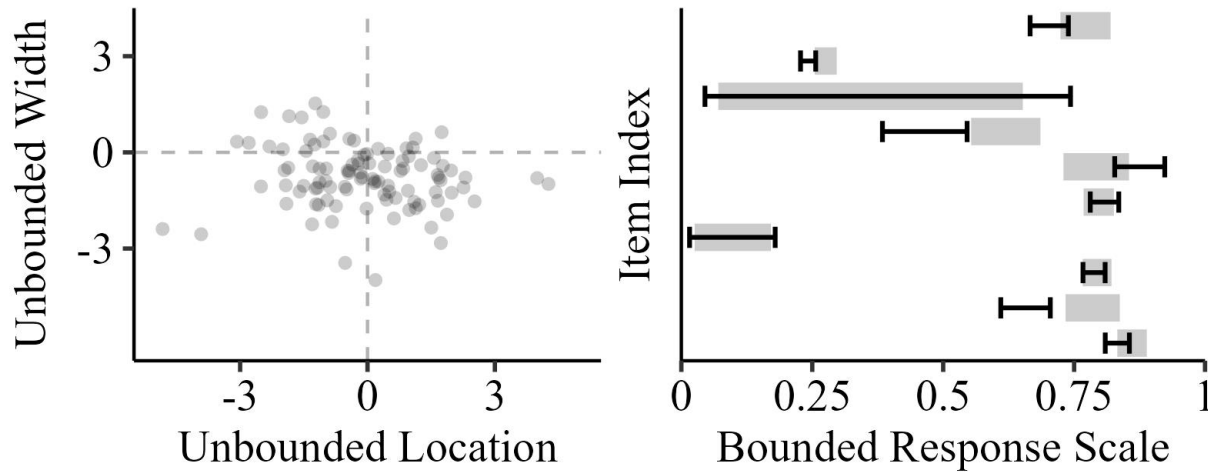
F) Positive Shifting Bias Width



Positive
width
shifting
bias

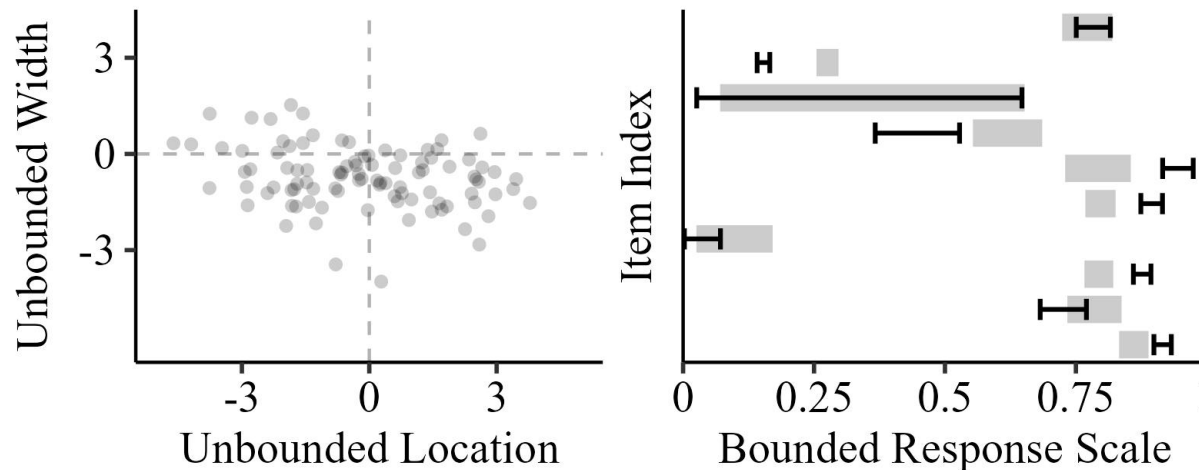
BIASES

A) Reference Respondent



No biases,
High
proficiencies

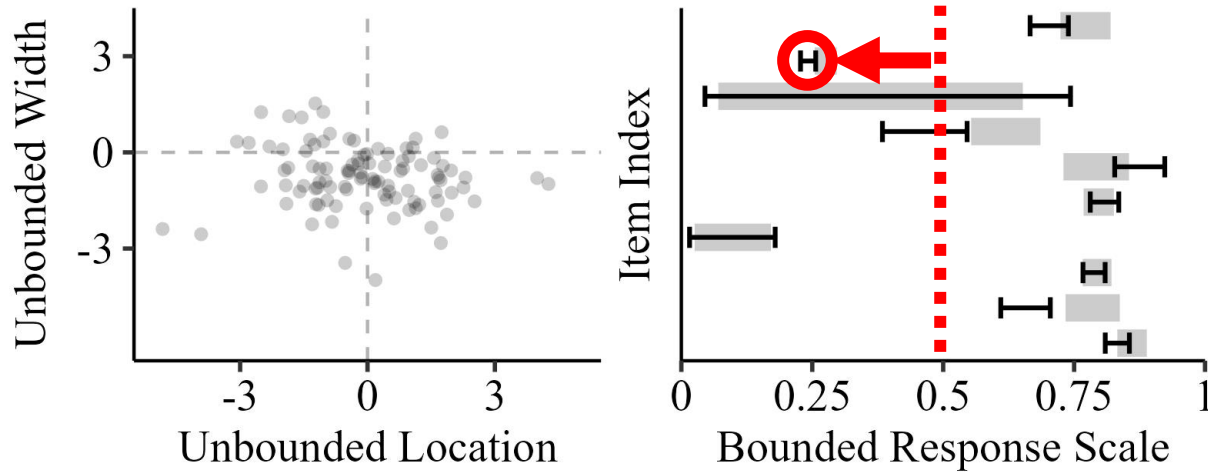
D) Positive Scaling Bias Location



Positive
location
scaling
bias

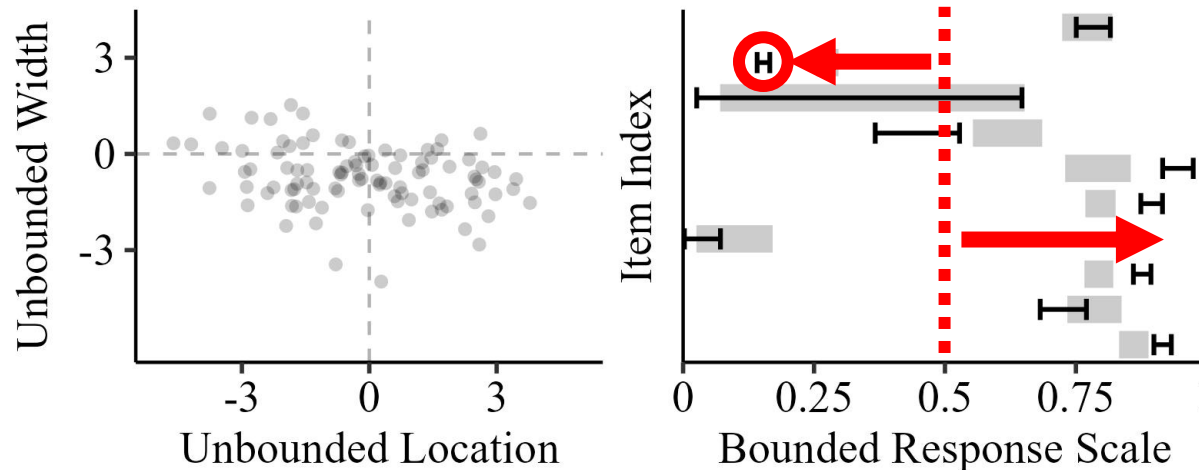
BIASES

A) Reference Respondent



No biases,
High
proficiencies

D) Positive Scaling Bias Location

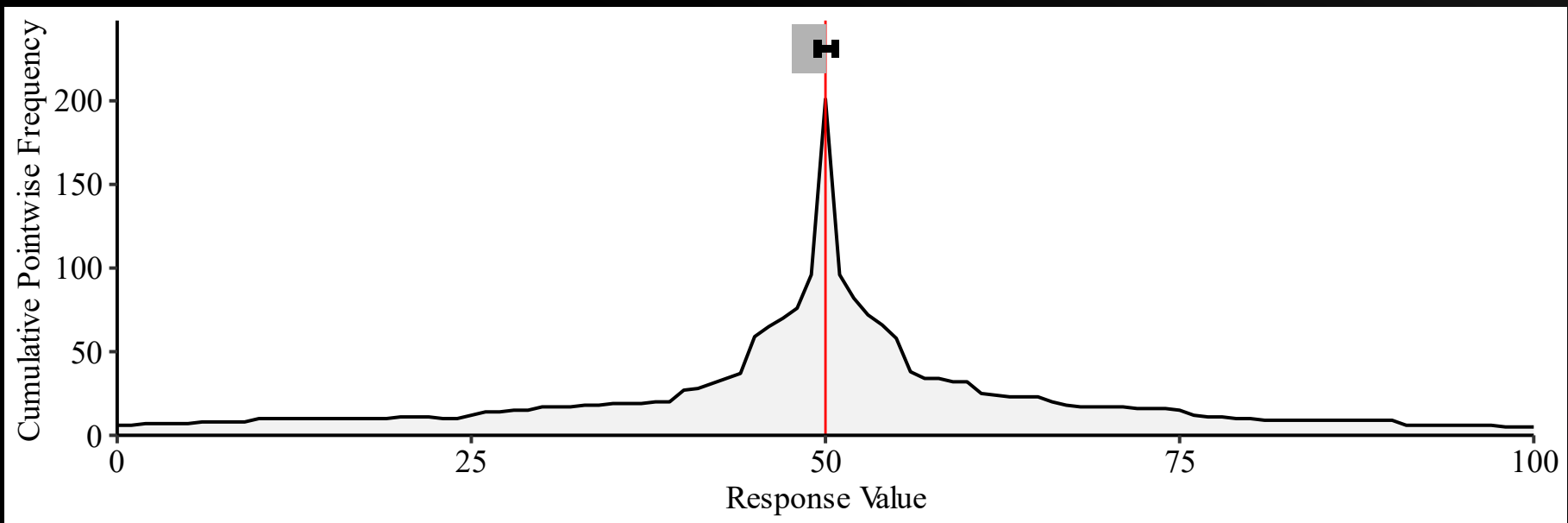


Positive
location
scaling
bias

EMPIRICAL EXAMPLE: VERBAL QUANTIFIERS

„50-50 Chance“

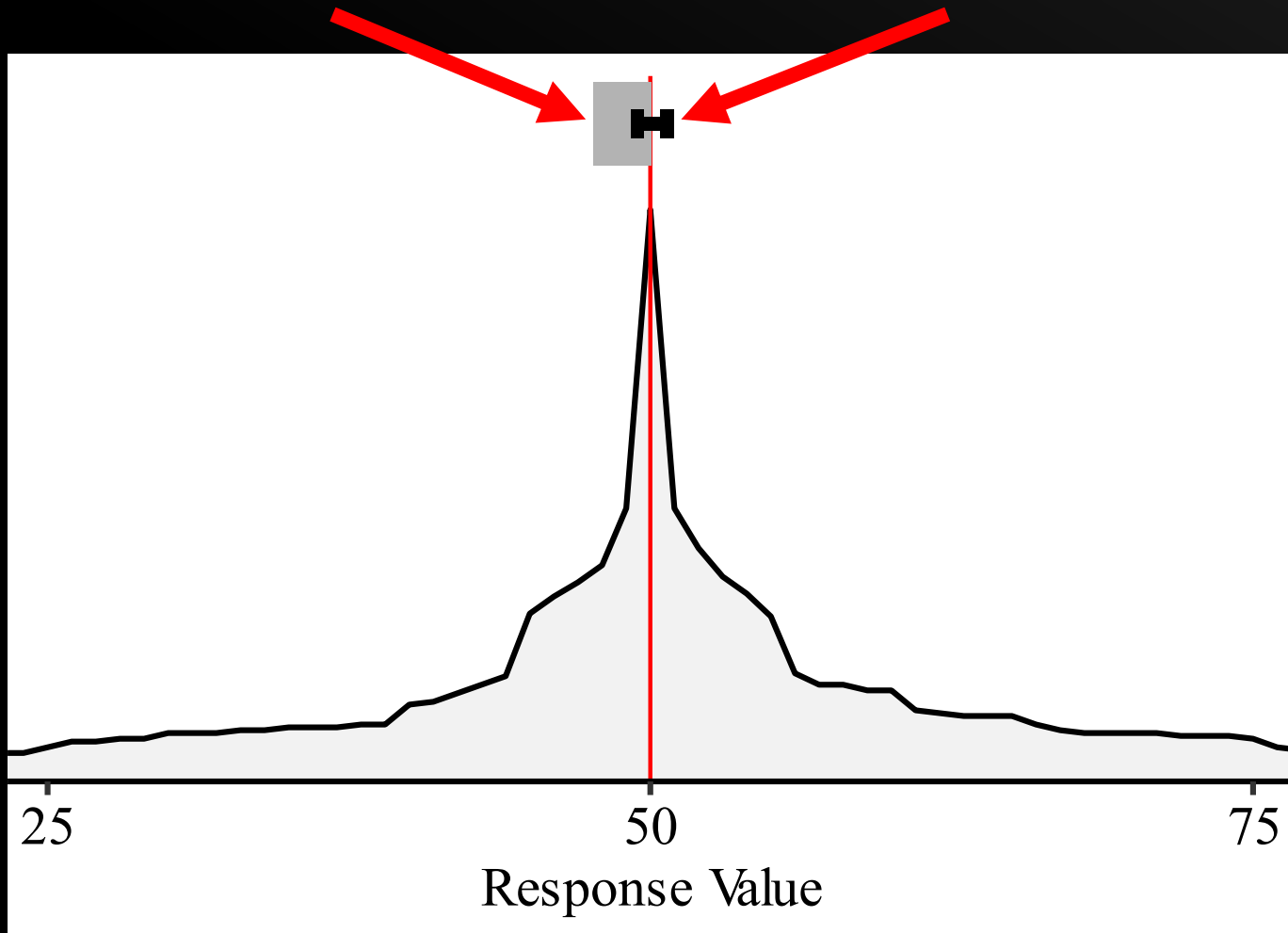
- Control item in the study
- Should be centered on $x = 50$ and narrow



EMPIRICAL EXAMPLE: VERBAL QUANTIFIERS

Mean of logit-transformed
location and width

Estimated
consensus interval



TAKE-HOME POINTS

- Isometric log-ratio transformation makes interval responses **more suitable** for modeling frameworks using **normal** distributions
- We can estimate weighted consensus intervals to smooth out extreme ratings

THANKS TO:



- Prof. Dr. Daniel W. Heck



- Björn Siepe

Contact:

kloft@uni-marburg.de

Slides:

<https://github.com/matthiaskloft/>

REFERENCES

- Anders, R., Oravecz, Z., & Batchelder, W. H. (2014). Cultural consensus theory for continuous responses: A latent appraisal model for information pooling. *Journal of Mathematical Psychology*, *61*, 1–13. <https://doi.org/10.1016/j.jmp.2014.06.001>
- **Kloft, M.**, & Heck, D. W. (2024). Discriminant validity of interval response formats: Investigating the dimensional structure of interval widths. *Educational and Psychological Measurement*, *0* (0). <https://doi.org/10.1177/00131644241283400>
- **Kloft, M.**, Siepe, B.S., & Heck, D.W. (2024). *The interval truth model: A consensus model for continuous bounded interval responses*. PsyArXiv. <https://doi.org/10.31234/osf.io/dzvw2>
- Smithson, M., & Broomell, S. B. (2024). Compositional data analysis tutorial: Psychological Methods. *Psychological Methods*, *29* (2), 362–378. <https://doi.org/10.1037/met0000464>

ADDITIONAL SLIDES

Model Estimation

PRIORS: LATENT CONSENSUS

Concept:

- Specify **priors** (i.e. sample parameters) on the original **bounded** scale
- **Transform** the sampled parameters to the unbounded space to insert them in the bivariate normal model

PRIORS: LATENT CONSENSUS

Weakly informative prior on marginal distribution of interval width:

$$T_j^{wid(0,1)} \sim \text{Beta}(1.2, 3)$$

PRIORS: LATENT CONSENSUS

Uninformative prior on distribution of location shift, conditional on a particular width:

$$s_j \sim \text{Beta}(1, 1)$$

$$T_j^{loc(0,1)} = s_j \left(1 - T_j^{wid(0,1)} \right) + \frac{T_j^{wid(0,1)}}{2}$$

PRIORS: LATENT CONSENSUS

Transform the bounded intervals to the unbounded space:

$$\begin{pmatrix} T_j^{\text{loc}} \\ T_j^{\text{wid}} \end{pmatrix} = \text{ILR} \begin{pmatrix} T_j^{\text{loc}(0,1)} - \frac{T_j^{\text{wid}(0,1)}}{2} \\ T_j^{\text{loc}(0,1)} + \frac{T_j^{\text{wid}(0,1)}}{2} \end{pmatrix}$$